

Catalog # 06-3137 Savinase® 12 T

Note: Sold in collaboration with Novozymes A/S for research purposes only.

Declared activity 12 KNU-S/g. Savinase 12 T is a serine endoprotease that hydrolyzes internal peptide bonds. The granulate contains enzyme concentrate, inorganic salt, binder and coating materials. Color can vary from batch to batch. Color intensity is not an indication of enzyme activity. Packaging must be kept intact, dry and away from sunlight. Please follow the recommendations and use the product before the best date to avoid the need for a higher dosage.

Other Endoproteases products offered by Strem:

06-3112 Alcalase® 2.5 L
06-3110 Alcalase® 2.4 L FG
06-3150 Savinase® 16 L
06-3115 Esperase® 8.0 L
06-3160 Neutrase® 0.8 L
96-0224 Novozymes Endoprotease Screening Kit (contains 6 endoprotease enzymes)

Lipase products offered by Strem:

06-3123 Novozym® 435
06-3155 Lipozyme® TL IM
06-3120 Novozym® 40086
06-3105 Lipozyme® CALB L
06-3118 Palatase® 20000 L
06-3140 Lipozyme® TL 100 L
06-3125 Resinase® HT
06-3135 Novozym® 51032
06-3100 Novocor® AD L
96-0220 Novozymes Lipase Screening Kit (contains 9 lipase enzymes)

Novozymes Protease Products

Storage

Kits should be optimally stored at 0-10°C/32-50°F. If stored above 25°C/77°F the samples should be used within 3 months.

Introduction

Proteases (EC 3.4.21.62) belong to the class of enzymes known as hydrolases, which catalyze hydrolysis of various bonds in presence of water. Proteases are also referred to as Peptidases or Proteinases. Proteases catalyze proteolysis of peptide bonds in polypeptides, proteins and selective hydrolysis of carboxylic esters and amino esters. There are different classes of Proteases, i.e. serine, threonine, cysteine, aspartate, glutamic acid and metallo – proteases.

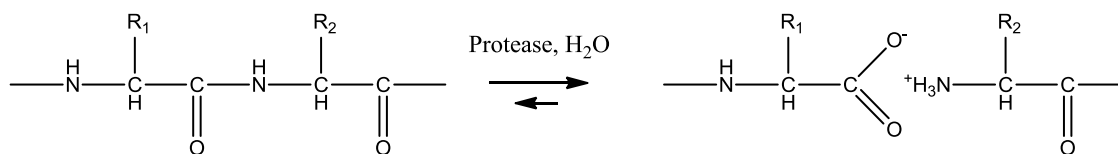


Figure 1. Proteolysis of a peptide bond.

Description and optimum usage conditions

Strem Catalog Number	Product	EC No.	Specifity	Format	Optimal Conditions	Unit Activity	Application
06-3110	Alcalase® 2.4 L FG	3.4.21.62	Serine endopeptidase (mainly subtilisin A)	Liquid	30-65°C, pH 7-9	2.4 AU-A/g	Stereoselective hydrolysis of amino esters and selective esters; suitable for hydrolysis of proteins; used in transesterification and transpeptidation.
06-3112	Alcalase® 2.5 L	3.4.21.62	Serine endopeptidase (mainly subtilisin A)	Liquid	30-65°C, pH 7-10	2.5 AU-A/g	Stereoselective hydrolysis of amino esters and selective esters; suitable for hydrolysis of proteins; used in transesterification and transpeptidation.
06-3137	Savinase® 12 T	3.4.21.62	Serine endopeptidase (mainly subtilisin A)	Granulate	30-70°C, pH 8-10	12 KNPU-S/g	Stereoselective hydrolysis of amino esters and selective esters; suitable for hydrolysis of proteins, hydrolysis of strained amides
06-3150	Savinase® 16 L	3.4.21.62	Serine endopeptidase (mainly subtilisin A)	Granulate	30-70°C, pH 8-10	16 KNPU-S/g	Stereoselective hydrolysis of amino esters and selective esters; suitable for hydrolysis of proteins, hydrolysis of strained amides
06-3115	Esperase® 8.0 L	3.4.21.62	Serine endopeptidase (mainly subtilisin A)	Liquid	pH 8-12.5	8 KNPU-E/g	Hydrolysis of internal peptide bonds; characterized by excellent performance at elevated temperature and pH.
06-3160	Neutrase 0.8 L	3.4.22	Metalloprotease	Liquid	40-50°C, pH 7	0.8 AU/g	Kinetic resolution of amino esters

* K = Kilo, AU = Anson Unit, NPU = Novo Protease Unit, 1 AU = 1NPU, ASNU = Asparaginase Unit, USP = Trypsin activity unit using USP Crystallized Trypsin Reference Standard

The activity is determined relative to a protease A standard. The result is given in the same units as the standard.

1 ASNU is the amount of enzyme that produces 1 µmol Ammonia per minute under the standard reaction conditions.

Screening Procedure

Listed below is recommended equipment for conducting the screens, however, pH-stat system gives more consistent results.

Simple equipment	Advanced equipment
Reaction vessel (e.g., 25 mL round bottom or Erlenmeyer flask or test tubes)	Thermostat reaction vessel (e.g., 25 mL)

pH-meter or pH-paper (range 5 - 9)	Autotitrator/pH-stat system (pH-meter, automatic burette/addition funnel)
Burette or calibrated addition funnel	Recording device (e.g., x/y-plotter)
Propeller mixer or magnetic needle	Propeller mixer

Buffer Preparation

0.1M Potassium Phosphate Buffer at 25°C			0.1M Sodium Phosphate Buffer at 25°C		
pH	Volume of 1M K ₂ HPO ₄ (ml)	Volume of 1M KH ₂ PO ₄ (ml)	pH	Volume of 1M Na ₂ HPO ₄ (ml)	Volume of 1M NaH ₂ PO ₄ (ml)
5.8	8.5	91.5	5.8	7.9	92.1
6.0	13.2	86.8	6.0	12.0	88.0
6.2	19.2	80.8	6.2	17.8	82.2
6.4	27.8	72.2	6.4	25.5	74.5
6.6	38.1	61.9	6.6	35.2	64.8
6.8	49.7	50.3	6.8	46.3	53.7
7.0	61.5	38.5	7.0	57.7	42.3
7.2	71.7	28.3	7.2	68.4	31.6
7.4	80.2	19.8	7.4	77.4	22.6
7.6	86.6	13.4	7.6	84.5	15.5
7.8	90.8	9.2	7.8	89.6	10.4
8.0	94.0	6.0	8.0	93.2	6.8
Dilute combined 1M stock solutions to 1 L with distilled H ₂ O.			Dilute combined 1M stock solutions to 1 L with distilled H ₂ O.		

Analytical method principles

In-process reaction monitoring:

Depending on substrate and product, different methods can be used for in process reaction monitoring.

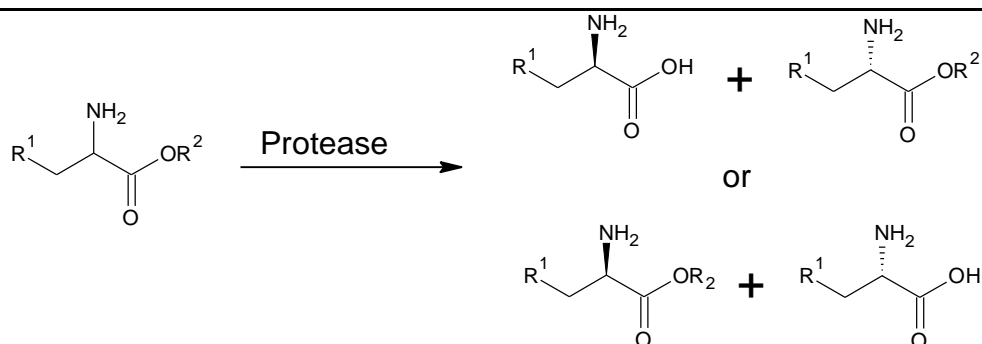
- Thin Layer Chromatography (TLC) is a simple method for monitoring reaction progress and completion.
- To quantitatively estimate product formation and consumption of reactant, HPLC or GC can be used for monitoring.
- Chiral HPLC is recommended to estimate chiral purity or consumption of isomers of racemic mixture.
- Final chiral purity can be obtained by analyzing product isolated by using an appropriate chiral column.

Key parameters for Enantiomeric excess (ee) and Enantioselectivity (E) can be calculated from the areas in chiral HPLC: % ee = ((R-S)/(R+S)) × 100 where R and S stand for the individual optical isomer in the mixture (and R + S = 1), where R = area for R isomer and S = area for S isomer.

$$E = \frac{\ln \left[\frac{1 - e.e._s}{1 + e.e._s / e.e._p} \right]}{\ln \left[\frac{1 + e.e._s}{1 + e.e._s / e.e._p} \right]}$$

Kinetic Resolution

Example 1. Kinetic Resolution by hydrolysis of Racemic Amino Ester/ Simple Racemic Ester ^{1,2}

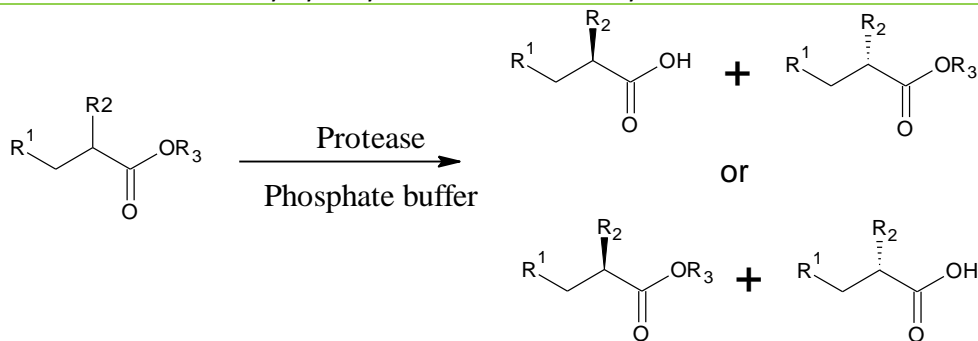


- Racemic amino ester / simple racemic ester (1-2 mmol) is solubilized in potassium phosphate buffer (0.1 M, 10 mL, pH 7.5) and reaction mixture is homogenized by stirring.
 - For liquid substrates, emulsion or suspension will be formed.
 - For solid substrates, solution is prepared by adding 10%v/v organic solvent*
- Protease Enzyme (50% wt/wt for solid enzyme or 10-20% v/v wrt to buffer for liquid enzyme) is added to reaction mixture.
- Reaction mixture is maintained at pH 7.5 by adjusting with 1N NaOH.
- Typical reaction temperature is 25-30°C and reaction time is 24-48 hours, depending on substrate.
- The reaction product is recovered by extraction or filtration.

* isopropanol (IPA), tert-butanol, tetrahydrofuran (THF) or acetonitrile.

Kinetic resolution of racemic amino ester can be converted into dynamic kinetic resolution leading to formation of catalytic quantities of aldehydes leading to formation of one of chiral amino acids in good yields.²

Example 2. Kinetic resolution by hydrolysis of racemic carboxylic ester



- Racemic ester (1-2 mmol) and potassium phosphate buffer (0.1 M, pH 7.0, 5 mL) is homogenized by stirring.
- Protease Enzyme (50% wt/wt with regards to substrate for solid enzyme or 10-20% v/v with regards to solvent mixture for liquid enzyme) is added under stirring.
- Reaction mixture is maintained at pH 7.0-9.0 by adjusting with 1N NaOH.
- Typical reaction temperature is 20-35°C and reaction time is 24-48 hours, depending on substrate.
- Reaction product is recovered by extraction or filtration.

References

1. S.-T. Chen, W.-H. Huang, K.-T. Wang, *J. Org. Chem.* **1994**, *59*, 7580–7581.
2. D. A. Schichl, S. Enthaler, W. Holla, T. Riermeier, U. Kragl and M. Beller *Eur. J. Org. Chem.* **2008**, 3506–3512

The products and services described in this document are the responsibility of Novozymes Biopharma DK A/S, Krogshoejvej 36, 2880 Bagsvaerd, Denmark (company registration no. 29603537) - a wholly owned subsidiary of Novozymes A/S. The information in this document is based on data we believe to be reliable. They are offered in good faith, but without warranty, as conditions and methods of use of the products are beyond our control. Furthermore, laws, regulations, and/or third-party rights may prevent the recipient from using the information herein in a given manner. Thus, the information contained herein is provided "AS IS" and Novozymes makes no representation or warranty whatsoever with regard to said information, hereunder the accuracy, fitness for a particular purpose, noninfringement of intellectual property rights, or regulatory/legal compliance, unless otherwise agreed in writing.